

### DESCRIPTION

- As part of LINKBASIC Cat5E UTP solution, Cat5E UTP Keystone jacks' performance exceeds all requirements for Cat5E components, including NEXT, FEXT, attenuation and return loss; guarantees 250MHZ broadband transmission, long-term reliability and stability; suitable for connection between workspace and Equipment room.

### FEATURES

- Exquisite and compact appearance.
- Unique design of balance circuit board and line pair decrease cross talk and increase allowance.
- Available in T568A/B wiring shemes. Wire map are printed clearly on jacks.
- 250MHZ available bandwidth provides more allowance than Cat5E.
- Beyond comparison 1.2 GB/s transmission rate
- Backward compatibility for Cat5
- Unique design of IDC terminating protective cap make wiring-free conveniently
- One-wire type IDC terminating interface with swiftly separating wire pair make installation easy and suitable for various installation circumstances.
- High-strength PC material for terminating housing ensure more than 250 times terminating.
- Clearly coding T568A/B coding prevents mistaken terminating.
- Latch design on terminating protective cap can prevent cable from over bending or falling off after termination, and prevent contact point from damage.

### APPLICATION


- Communication outlet
- Multi-user communication outlet
- Concentration point
- Jack-style patch panel

### SPECIFICATION

- Suitable for 24AWG cable
- IDC terminating interface
- Durability: 1500 times plugging  
250 times terminating

### PHYSICAL CHARACTERISTICS

- IDC interface
- IDC clip: phosphor bronze.
- Module style jack socket
- Contact: phosphor bronze with 25μ" gold plating




JKC08-UC5E-P

CAT 5E UTP KEYSTONE JACKS (90 degree, toolless)

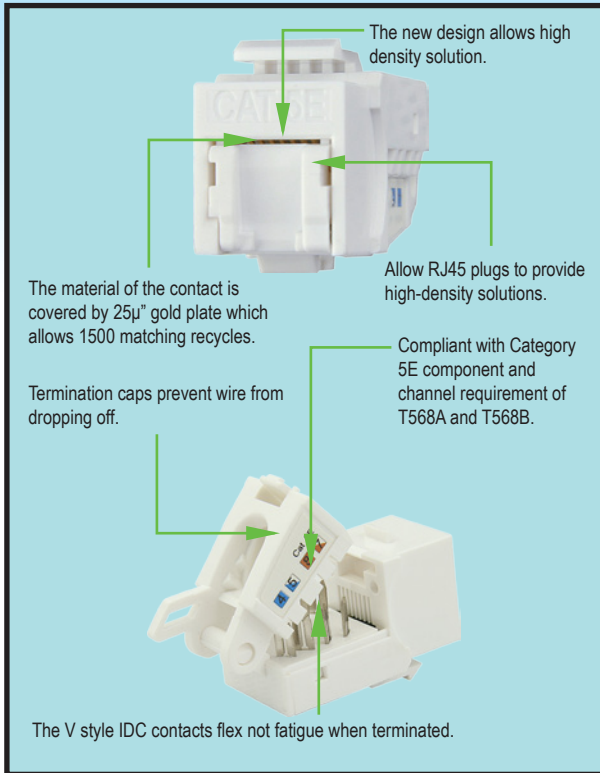
### ELECTRICAL CHARACTERISTICS

Dielectric strength	1,000V RMS 60Hz/1min
Rated current	Maximum 1.5A
Insulation resistance(minimum)	500megohm
Contact resistance(maximum)	100milliohm

### PRODUCT FIGURE



### PRODUCT FIGURE




### TRANSMISSION PERFORMANCE

Frequency (MHz)	Insertion loss (Db)	Next (Db)	PSNext (Db)	RL (Db)
1	0.02	86.3	58.1	87.0
4	0.03	75.8	48.5	76.3
8	0.04	70.2	43.2	70.4
10	0.03	68.6	42.0	68.8
16	0.2	65.0	38.2	64.5
20	0.09	63.2	36.4	62.7
25	0.08	61.4	34.8	60.8
31.25	0.05	59.7	32.9	58.6
62.5	0.07	54.4	27.2	52.3
100	0.09	50.7	23.7	47.3


### INSTALLATION INSTRUCTIONS




view the color on the module to determine proper location of the conductors based upon preferred wiring scheme.




cut the rip cord outside




insert each wire into the appropriate channel according to the color code on the module



use the particular linkbasic impact tool to make the cap and jack fits well



Cut the unnecessary wire



keystone jacks after installation.

### ORDER INFORMATION

Part number	Description	standard color	Inner box	Carton	Carton measurement	Carton weight
JKC08-UC5E-P	Cat 5E unshielded toolless keystone jacks	White	25PCS	250PCS	L 53.5cm×W 31.3cm×H 23.4cm	4.00KG